

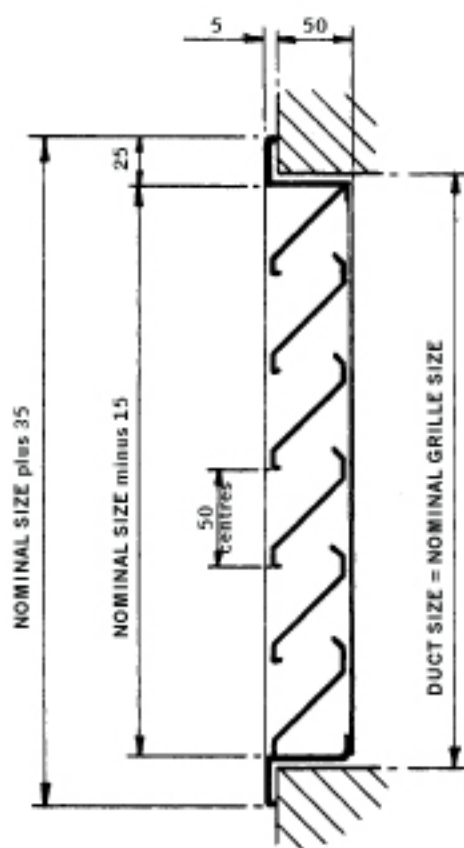


External Louvres Types ELL and ELS

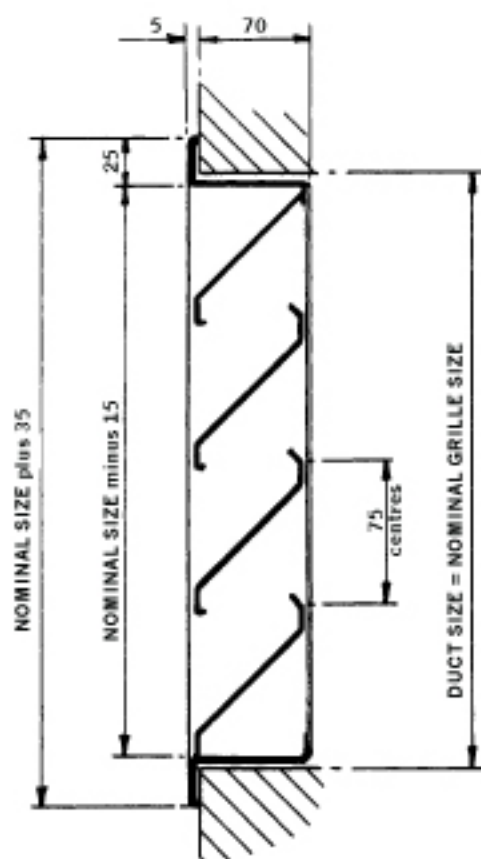
New Street Skelmanthorpe Huddersfield HD8 9BL Telephone 01484 861233 Fax 01484 864928

All products are manufactured in the UK at the above address

Louvre Type ELS



Louvre Type ELL



The Type ELS and ELL External Louvres are robustly constructed in pre-coated galvanised steel sheet, and the individual parts are then polyester powder coated to ensure long life in normal atmospheric conditions.

Each having a single set of horizontal fixed louvres with an inclination of 45° being so designed to allow minimum ingress of rainwater, a galvanised wire bird screen fitted as standard directly behind the louvres.

Sizes

The ELS is produced in standard sizes of 50mm size increments from 150 x 150 up to and including 2000 x 2000.

The ELL in 75 mm increases from 225 x 225 and up to and including 2000 x 2000. Larger sizes over 2000 can be supplied, but supplied in sections to butt joint when fitted.

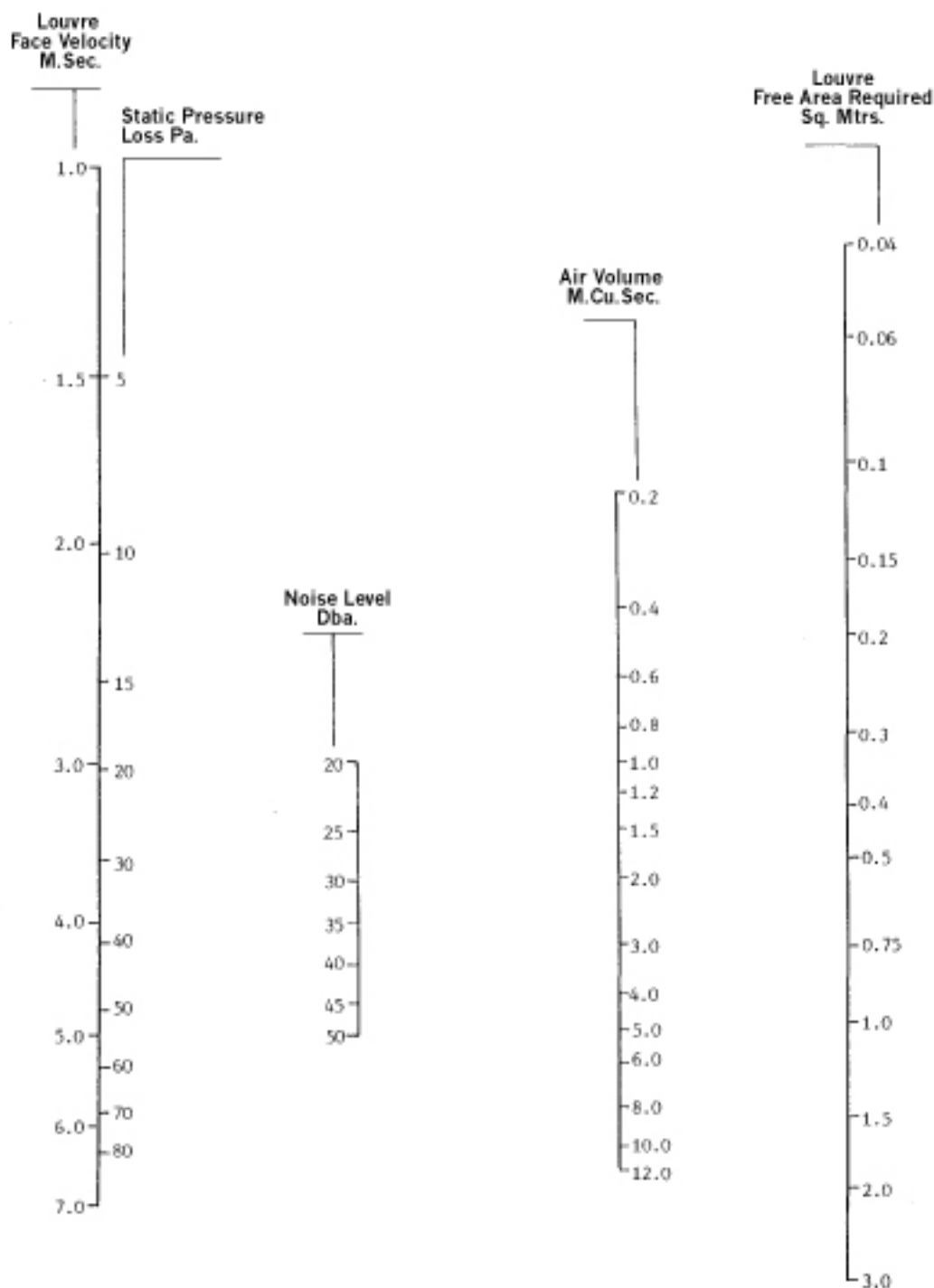
Both types of louvre can be produced in any intermediate size on both length and height.

When specifying a louvre size the length dimension must be stated first, i.e. Length x Height, thereby ensuring the louvres will be horizontal when the louvre is fitted.

Standard Colours Black White Goosewing Grey Vandyke Brown
 But can be finished to a particular B.S. or RAL specification.

The standard flange width of 25mm can be increased to 50mm wide.

PERFORMANCE DATA



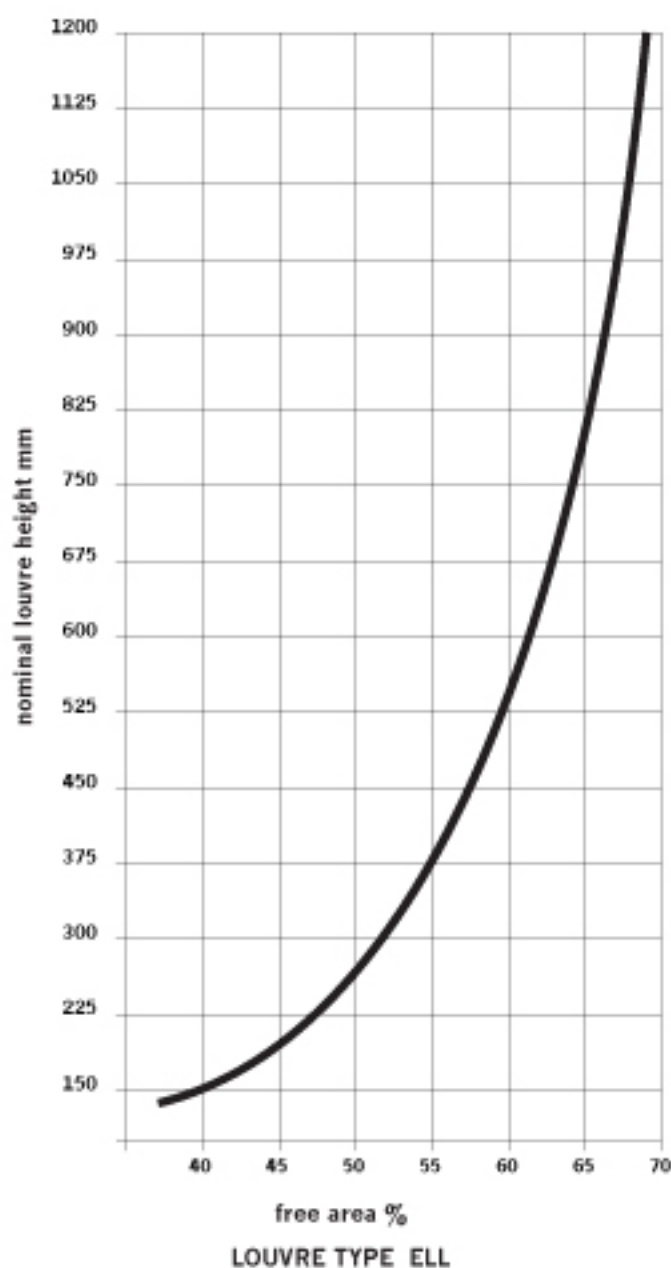
Assuming that the Air Volume and the approximate louvre Face Velocity are the known factors for the louvre in question, then from the above nomogram, place a rule intersecting these values and the free area of the louvre required to fulfill those conditions can be read off.

The actual size area of the louvre required can then be calculated by referring to the appropriate graph overleaf showing the free area percentage of the type and height of louvre required.

The actual size of the louvre = free area required / free area percentage

SIZE SELECTION

Louvre Type ELL



Louvre Type ELS

